



NEW
PROVEN WINNERS®
COLORCHOICE®
ORNAMENTAL TREES




Betula x 'Avalanche'

Birch

AVALANCHE®

RUGGED

History shows that landscapers, designers, and homeowners can't resist the allure of a white bark birch. Avalanche® birch will no doubt provide that same draw, combining exceptional smooth white bark with a ruggedness and durability that withstands challenging conditions and resists bronze birch borer. Bark starts out tan, takes on pink tones and then turns that bright, stunning white. Neat emerald green leaves develop golden fall color. Imported from Japan by Ohio's renown Storrs & Harrison Company in the mid-late 1800s.



- USDA 4 AHS 7
- 50' TALL + 30-40' WIDE
- FULL SUN/PART SHADE
- SHAPE: BROAD OVAL
- FLOWER: CATKINS
- FOLIAGE: DARK GREEN




Cornus alternifolia
'Wstackman' pp#11287

**Pagoda
Dogwood**

GOLDEN SHADOWS®

CAVALCADE OF COLOR

Pagoda dogwood is noted for its distinctive strongly horizontal branching which makes a memorable statement in the landscape. Golden Shadows® dogwood makes that habit even more dramatic with its colorful yellow and green variegated foliage. It often emerges with shades of red and orange, accompanied in spring by a host of lacy white flowers. At its best when planted in light, filtered shade where it adds brightness, structure, and color.



- USDA 3 AHS 8
- 10-12' TALL + WIDE
- PART SHADE
- SHAPE: BROAD PYRAMID
- FLOWER: WHITE
- FOLIAGE: YELLOW AND GREEN



Crataegus crus-galli var.
inermis 'Cruzam'

Hawthorn

CRUSADER®

THORNLESS

It's hard to believe that a tree that's so undeniably pretty in spring can also be so tough, but that's Crusader® hawthorn. Despite its abundant white floral display in late spring, attractive silver bark, colorful fall foliage, and showy fruit, this thornless native hawthorn tolerates just about any challenge you can give it. It shrugs off wet and dry soils, is not fussy about pH levels, is unbothered by clay or salt, and resists the many diseases that often plague the rose family, so it's the perfect choice for difficult urban areas, parking lots, street plantings, and more.



15'

- USDA 3 AHS 7
- 15' TALL + 12-15' WIDE
- FULL SUN
- SHAPE: ROUNDED
- FLOWER: WHITE
- FRUIT: RED
- FOLIAGE: GREEN



Malus 'Lollizam'

**Dwarf
Crabapple**

LOLLIPOP®

NEAT + TIDY

True to its name, this useful crabapple is a confection of fragrant white flowers in spring perched on top of a sturdy trunk. Tiny, shiny red fruits in fall attract birds and wildlife. Thanks to its truly dwarf genetics, it perpetually maintains the neat form that will make homeowners everywhere fall in love with it.



- USDA 4 AHS 8
- 8' TALL + WIDE
- FULL SUN
- SHAPE: ROUNDED
- FLOWER: WHITE
- FRUIT: RED
- FOLIAGE: GREEN




Malus 'Shotizam'

Crabapple

SHOW TIME™

SHOW-STOPPING COLOR

When spring comes, it's show time for all crabapples, but this one really grabs the spotlight. The large, densely-clustered fuchsia-red flowers turn the branches into columns of lush color. Deep green foliage has red tones of its own, especially as it emerges. In fall, red fruits glisten among the bright orange and red leaves. Oval, upright habit lends a touch of formality as a specimen or street tree. Recommended as a replacement for 'Prairifire' by Ohio State University.



25'

- USDA 4 AHS 8
- 25' TALL + 15-20' WIDE
- FULL SUN
- SHAPE: PYDRAMIDAL
- FLOWER: FUCHSIA
- FRUIT: RED
- FOLIAGE: GREEN WITH RED



Prunus x 'Pishnshzam'


**Flowering
Cherry**

PINK SNOW SHOWERS™

SPRING BEAUTY

A weeping tree that's sure to bring joy to homeowners in spring. Its elegant, arching branches are a flurry of sweet pink flowers in early spring, standing out against the silvery branches. Serrated, dark green foliage has no issue with unsightly shot hole disease, staying neat and clean all season before developing into red and orange tones in fall.

This vigorous grower develops into a showpiece specimen quickly.



- USDA 4 AHS 8
- 35' TALL + 25-30' WIDE
- FULL SUN
- SHAPE: WEEPING
- FLOWER: PINK
- FOLIAGE: DARK GREEN




Prunus x 'Extrazam'

**Flowering
Cherry**

WEEPING EXTRAORDINAIRE™

LARGE FLOWERS

A bold display of the double powderpuff blooms that homeowners seek out every spring. The very large flowers emerge deep pink and open to a beautiful light cherry hue. When the blooms fall from the weeping branches, coppery foliage emerges, quickly turning an appealing emerald green before going red and burgundy in autumn.



- USDA 5 AHS 8
- 15-20' TALL + WIDE
- FULL SUN
- SHAPE: WEEPING
- FLOWER: PINK
- FOLIAGE: GREEN